

# HIGUARD<sup>2</sup> 10-2D

MOTORISED SECURITY BOOTH FOR INTERNAL  
OR SEMI-EXTERNAL INSTALLATION



**cominfo**

By **GUNNEBO** Entrance Control



أفضل منصة إعلامية  
تقدمها لكم بوابة البحرين الجديدة.



# HIGUARD<sup>2</sup> 10-2D

HiGuard<sup>2</sup> is a security product in the COMINFO Turnstiles offering. The HiGuard<sup>2</sup> 10-2D has a transparent and elegant design offering a choice of security levels preventing tailgating and piggybacking.

HiGuard<sup>2</sup> 7-2D features a double leaves set, allowing for an increased throughput performance.

The doors are always locked shut in the rest position. An authorised signal opens the first door allowing the user to step into the booth where a presence is detected. When the first door is closed, the second door opens, thus allowing the user to pass through. The second door shuts after the unit has been vacated which also resets the system.

The portal includes a presence detection system as standard.

With the addition of one, or a combination of, single person detection systems the portals permit the passage of an authorised person only.

As an authorised user stands in the portal, it confirms acceptance of the occupant and authorises the exit door to open. When an optional single person system is used and identifies more than one person is present in the portal, the entry door will re-open and a vocal synthesiser will ask the occupants to leave.

The HiGuard<sup>2</sup> is equipped with a electronic safety features that reverses the motor to re-open the door upon detection of an obstruction. The door fully opens to allow the obstruction to be removed after which it attempts to re-close.



**HIGUARD<sup>2</sup> 10-2D**

# TECHNICAL SPECIFICATIONS

## DRIVE

The portal is motorised, driven by geared Brushless DC motors regulating the speed of movement. The safety of the user is ensured by monitoring the presence within the area and safety torque sensing of the drive.

## MATERIALS

<b>STRUCTURE</b>	Mild steel powder coated finish, RAL 9006 matt, FB3- EN1522
<b>GLASS</b>	BR1/S, P4A- 12mm Laminate Safety Glass, EN1063/356
<b>CEILING</b>	Laminated HPL finished Pearl Grey
<b>BASE PLATE</b>	High-strength laminate with finishing in colour Plumb Grey
<b>SLIDING DOOR</b>	Aluminum frame, RAL 9006 matt

## TECHNICAL DATA

<b>POWER SUPPLY</b>	230–240 Vac 50–60 Hz
<b>POWER RATING</b>	230V AC – 1,4 A/115V AC – 2,8 A
<b>LOGIC VOLTAGE</b>	24V DC
<b>OPERATING TEMPERATURE</b>	From -10° to 45°
<b>IP RATING / MCBF / MTTR</b>	IP33/2M cycles / less than 30min
<b>FLOW RATES</b> (approx. figures)	Proximity Reader: “Hands Free” 5 passages per minute

## OPTIONS

<b>EXTENDED PASSAGE HEIGHT / CORNICE HEIGHT</b>	Ballistic Resistant Glass- BR2/S, BR3/S, BR4/S, BR4/NS, BR6/NS – EN1063
<b>HEATING KIT -15° C</b>	Ballistic Resistant Structure- FB4, FB6- EN1522
<b>SEMI-EXTERNAL INSTALLATION</b>	Manual Attack Resistance- RC2, RC3, RC4 – EN1627 (Not available with Metal Detection upgrade)
<b>LEFT OBJECT SENSOR</b>	Active Infra-Red Sensor
<b>ULTRASOUND SENSOR</b>	Integration of Card reader / Pictogram
<b>DOUBLE CONTACT MAT</b>	Demountable version
<b>WEIGHT SENSING UPGRADE</b>	Maintenance Access from Ceiling
<b>NCI</b>	Alternative finishes: Custom RAL colours, Stainless Steel
<b>EMERGENCY BUTTON</b>	Metal Detection

## POWER FAILURE / FIRE ALARM

In case of power failure, a battery back-up will allow approx. 20 passengers after which the entry door is unlocked (Fail Safe) allowing it to be manually opened by anyone inside the HiGuard<sup>2</sup>.

While the exit door remains locked (Fail Lock) to ensure protected access to the secure area.

## LIGHT

A low voltage light is positioned internally on the ceiling.

## ACTIVE INFRA-RED SENSOR (optional)

Detects presence at the entry of the booth to allow free opening of the entry door if required.

## LEFT ITEM DETECTION

An additional left object sensor is able to detect the presence of a metallic object of the size of 50×50×30mm left inside the portal.

## READER INTEGRATION (optional)

Readers can be located on the interior and exterior of the booth, allowing a single or two-factor authentication process. A confirmation signal is also given to affirm the completion of the passage.

## APPLICATIONS

- Head offices
- Banking
- Data centres
- Telecommunications
- Government
- Military
- Information technology

# TECHNICAL SPECIFICATION

## SINGLE PERSON DETECTION (optional upgrades available)

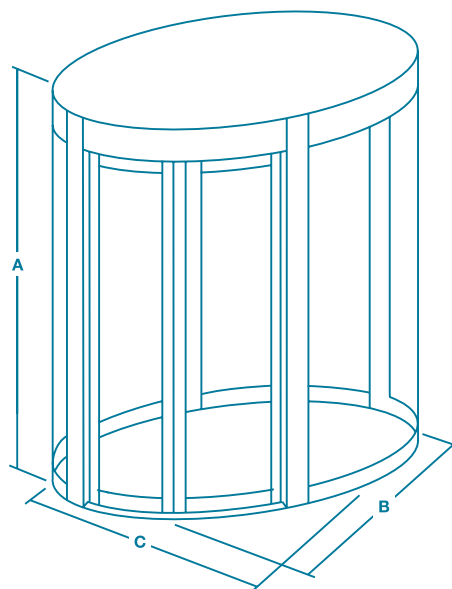
### 1. Ultrasound

Detection via high-frequency waves. Permitted access only when the volume present in the portal is within the configured threshold.

### 2. NCI

Unique advanced image analytics, AI and a dual camera system. Detects and counts the number of people inside the portal. This standalone system ensures passage of one person only without being affected by other items inside the portal e.g bags, wheelchairs.

## SITE PREPARATION



HIGUARD<sup>2</sup> 7-2D

# SITE PREPARATION

## DIMENSIONS AND WEIGHT

	PASSAGE HEIGHT	PASSAGE WIDTH	A CABINET HEIGHT <sup>1</sup>	B CABINET LENGTH <sup>2</sup>	C CABINET WIDTH <sup>3</sup>	WEIGHT <sup>4</sup>
HiGuard <sup>2</sup> 10-2D	2100	1050	2381	1800	1800	800-900 kg

<sup>1,2,3</sup> Dimensions in mm | <sup>4</sup> Weight in kg | May require lifting equipment. For details refer to installation detail drawings.

## NOTES:

1. BR6 Upgrades require an increase in outside diameter by 50mm
2. Note the base increases to 30mm from 28mm when weight detection is selected

Product is delivered fully assembled and requires lifting equipment.

Concrete Base to specification at least (cube) 30N/mm<sup>2</sup> of resistance.  
Base to be flat and level to +/-5mm over footprint area.

Dimensions to be as below table:

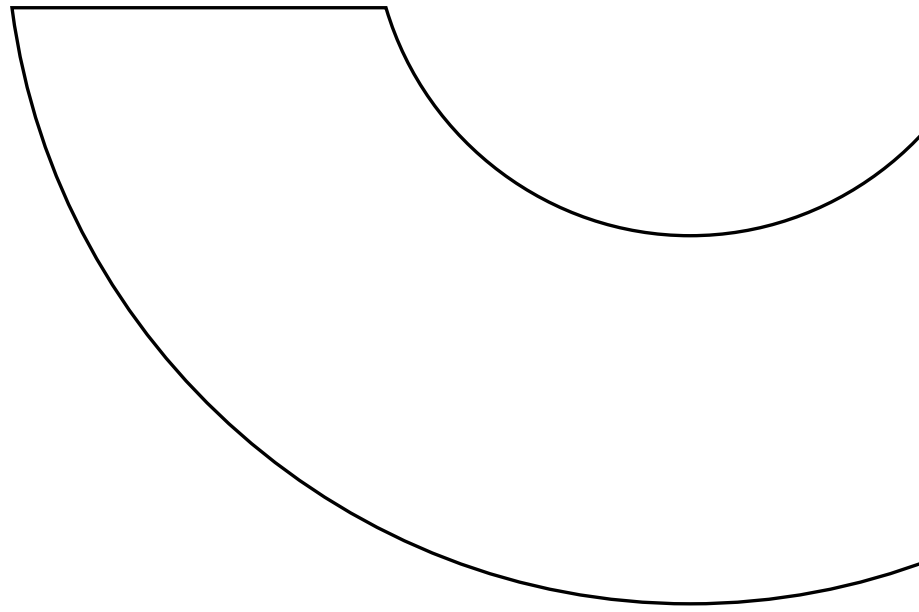

## CONCRETE BASE DIMENSIONS

HiGuard <sup>2</sup> 10-2D	1950mm x 1950mm x 150mm deep min
----------------------------	----------------------------------

**IMPORTANT:** Any horizontal pipe or conduit running below the MTR must be at least 140 mm below FFL. Metal conduit for cables should be raised at least 50 mm from foundation. It is the customer's responsibility to ensure the structural integrity and strength of the installation location. The dimensions given in this Product Data Sheet are for information only. In order to prepare the installation site, please refer to your usual COMINFO Customer Service contact.

**CONDITIONS OF USE:** When using COMINFO's security access control gates, for security and safety reasons, children must always be supervised by an adult.





By **GUNNEBO** Entrance Control

COMINFO, a.s. | Nabrezi 695, 760 01 Zlin-Prstne, Czech Republic | +420 603 151 333 | [cominfo@cominfo.cz](mailto:cominfo@cominfo.cz)